

Stark County's Influenza Weekly Report

Week 14 (4/2/17-4/8/17)



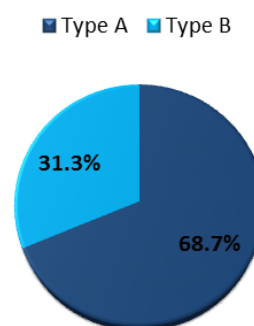
During Week 14:

- Stark County had six additional influenza-associated hospitalizations.
- Nationally, five influenza-associated pediatric deaths were reported, none from Stark County.

So Far this Year:

- There have been 316 influenza-associated hospitalizations in Stark County.
 - Those hospitalized for influenza have ranged from 3 weeks to 100 years of age.
 - The median age for those hospitalized is 70 years.
- The national cumulative rate for influenza-associated hospitalizations was 59.4 per 100, 000 population.
- Up to week 14, 30,2011 specimens collected nationally from public health laboratories were typed influenza A. This was 82.4% of all specimens collected. Of these, 2.7% subtyped as the 2009 H1N1 virus, 96.1% subtyped as the H3 virus, and subtyping was not performed on the rest of them.
- Nationally, 72 influenza-associated pediatric deaths were reported so far this year. Last year there was a total of 89.

% of Specimens by Type Among Stark County Reported Influenza Cases



Viruses Circulating vs. Viruses in this Year's Vaccine:

- Nationally since October 1, 2016, 849 specimens were characterized as Influenza A.
 - There were 628 influenza A (H3N2) viruses collected and 96.5% matched the influenza A (H3N2) component in this year's vaccine. There were 221 influenza A (H1N1) viruses collected and 99.5% matched the influenza A (H1N1) component in this year's vaccine.
- Nationally since October 1, 2016, 487 specimens were characterized as Influenza B.
 - Of these, 252 subtyped from the Yamagata Lineage and 235 subtyped from the Victorian Lineage. Of these specimens, 100% of the Yamagata Lineage matched the Influenza B component of the 2016-2017 vaccine and 92.3% of the Victorian Lineage matched.

⇒ **According to the MMWR published on February 17, 2017, this year's influenza vaccine is 48% effective.** This is from data collected from November 28th, 2016 until February 4th, 2017 from a group of 3,144 children and adults. According to the Centers for Disease Control and Prevention these interim estimates indicate that influenza vaccination reduced to the risk for outpatient medical visits by almost half.

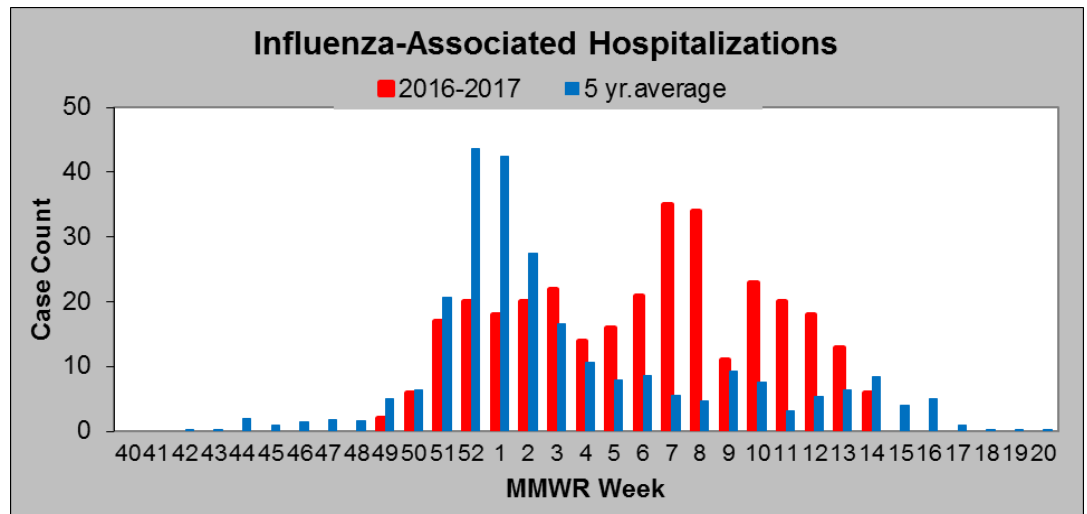
* All data presented in this weekly report are preliminary and may change as additional information is received.

* Multiyear averages included in this weekly report do not include the 2009/2010 H1N1 season.

➢ If you have any questions please contact Julia Wagner at 330.493.9914 or Wagnerj@starkhealth.org

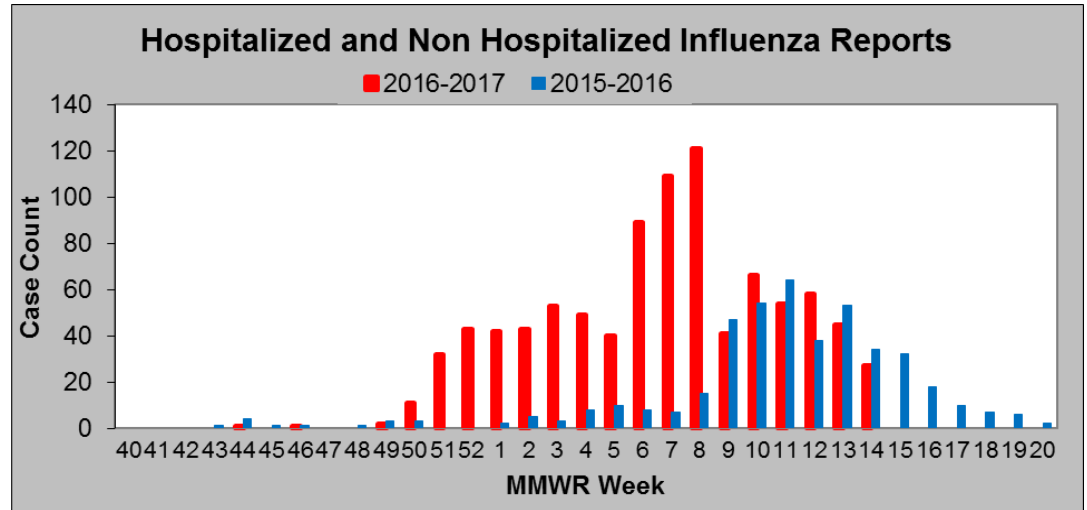
Graph 1: Hospitalized Influenza Cases Reported to the Local Health Department.

- ◆ There were six influenza-associated hospitalizations during week 14. This fell below the eight cases occurring on average during this week. So far this year there have had a total of 316 influenza-associated hospitalizations while on average by this time there have been only almost 247 hospitalizations.



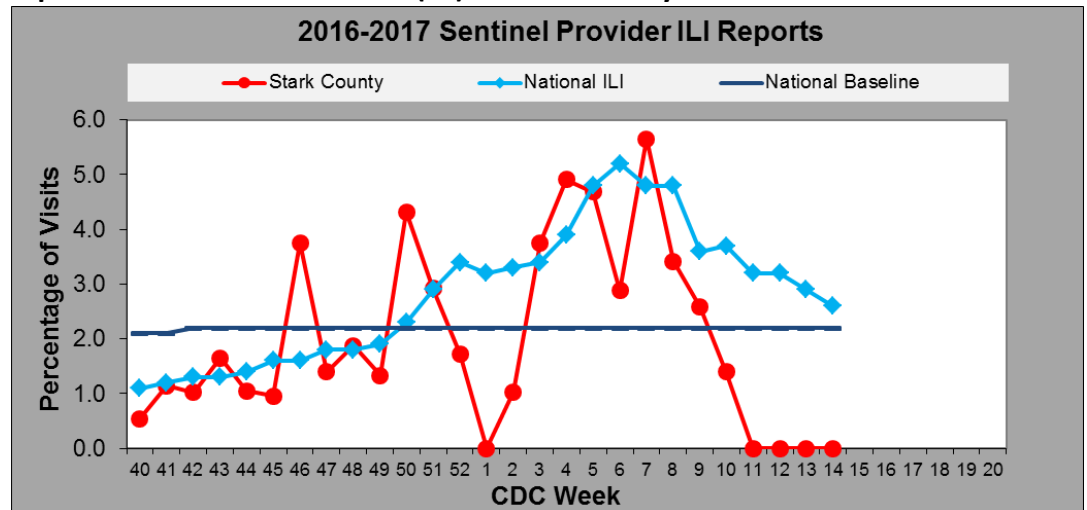
Graph 2: Hospitalized and Non-Hospitalized Influenza Cases Reported to the Local Health Department.

- ◆ There were 27 cases of hospitalized and non-hospitalized influenza reported for Week 14 in Stark County. Last year there were 34 cases reported this week. Stark County increased to 927 cases reported so far this year compared to the 362 cases reported so far last year.



Graph 3: Sentinel Provider Reported Influenza Like Illness (ILI) in Stark County.

- ◆ During week 14 the Stark County Sentinel Providers did not report any visits for ILI. The national reports decreased once again, but remained above the national baseline.



* All data presented in this weekly report are preliminary and may change as additional information is received.

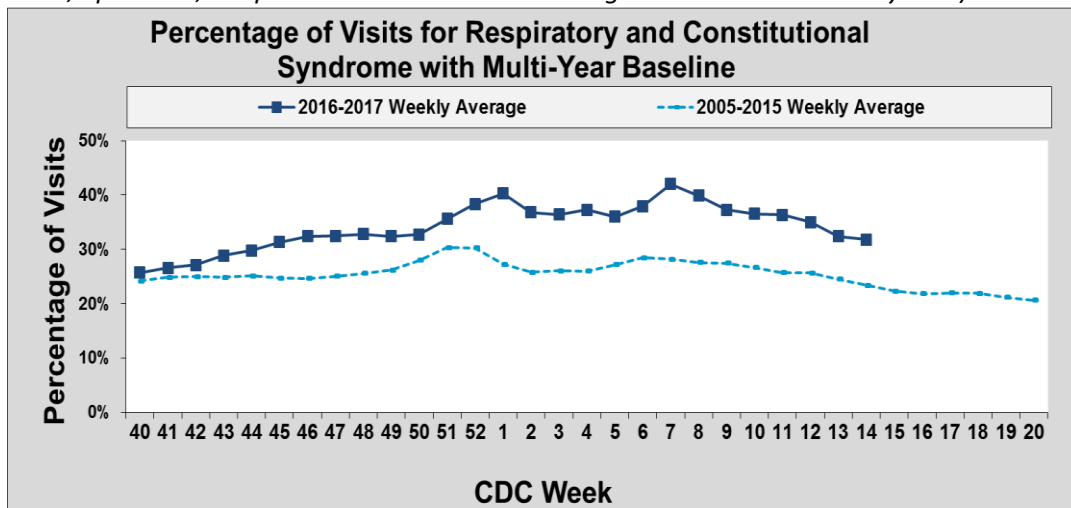
* Multiyear averages included in this weekly report do not include the 2009/2010 H1N1 season.

➤ If you have any questions please contact Julia Wagner at 330.493.9914 or Wagnerj@starkhealth.org

Graph 4: Emergency Department Visits for Respiratory and Constitutional Syndromes.

(Source: Health Monitoring Systems, EpiCenter, Hospital and Stat Care Patient Registration Surveillance System)

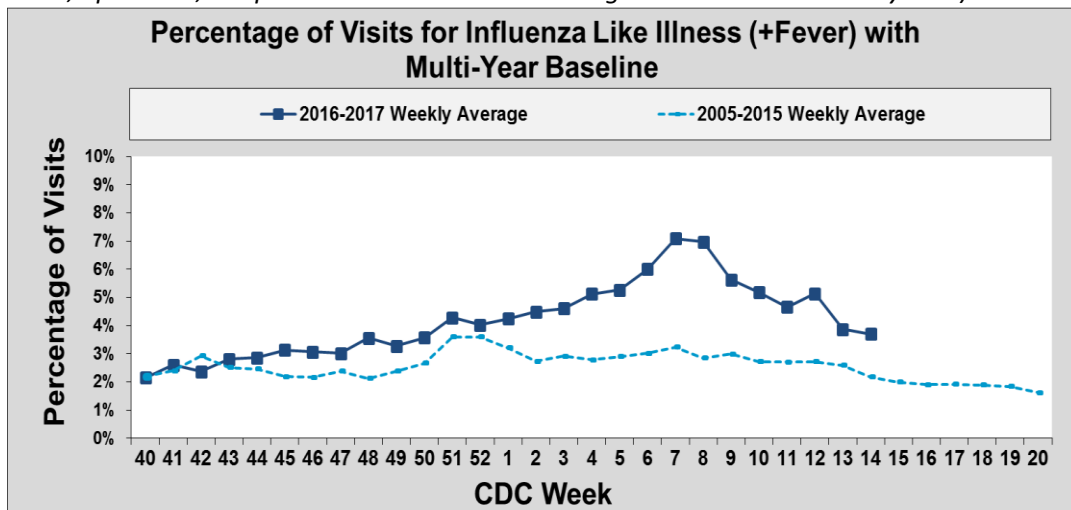
- ◆ ED and Stat Care visits for respiratory and constitutional syndrome decreased for the seventh consecutive week, but remained above the multi-year baseline average during week 14.



Graph 5: Emergency Department (ED) Visits for Influenza Like Illness (+Fever).

(Source: Health Monitoring Systems, EpiCenter, Hospital and Stat Care Patient Registration Surveillance System)

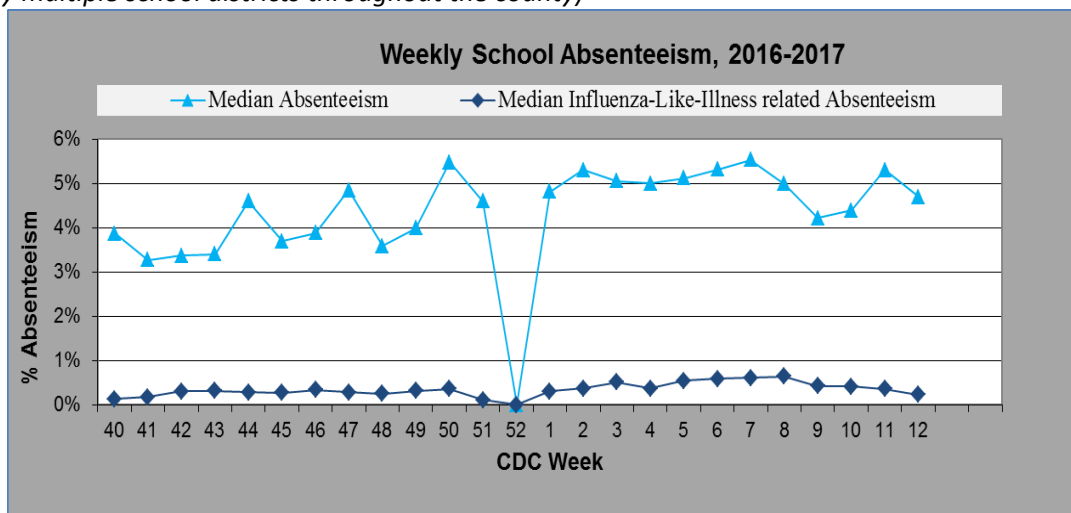
- ◆ ED and Stat Care visits for ILI + Fever for MMWR week 14 decreased for a second consecutive week, but remained above the multi-year average.



Graph 6: Stark County School Absenteeism.

(Source: Voluntary reporting by multiple school districts throughout the county)

- ◆ School absenteeism reporting is finished for the 2016-2017 season.



* All data presented in this weekly report are preliminary and may change as additional information is received.

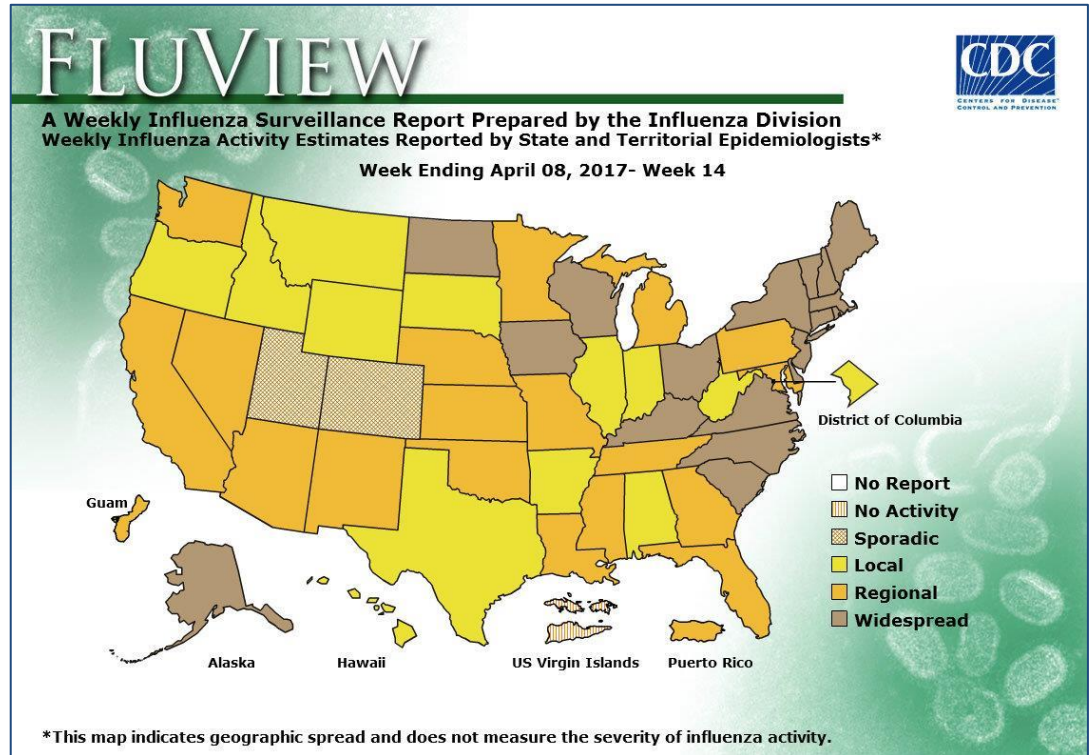
* Multiyear averages included in this weekly report do not include the 2009/2010 H1N1 season.

➤ If you have any questions please contact Julia Wagner at 330.493.9914 or Wagnerj@starkhealth.org

Map: Weekly Geographic Influenza Activity Estimates Reported by State and Territorial Epidemiologists Syndromes.

(Source: Health Monitoring Systems, EpiCenter, hospital and stat care patient registration surveillance system)

- ◆ During week 14, Ohio remained at widespread influenza activity. There were 17 other states also reporting widespread influenza.



Alliance City Health
Department
cityofalliance.com/health



Promoting and Protecting Health Since 1849
Canton City Health
Department
cantonhealth.org



Massillon City Health
Department
massillonohio.com/health



Stark County Health
Department
starkhealth.org

* All data presented in this weekly report are preliminary and may change as additional information is received.

* Multiyear averages included in this weekly report do not include the 2009/2010 H1N1 season.

➤ If you have any questions please contact Julia Wagner at 330.493.9914 or Wagnerj@starkhealth.org